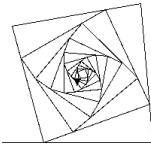


Fruitful Recursion

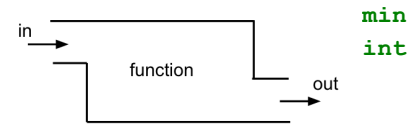
Turtle Recursion



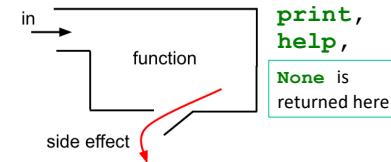
CS111 Computer Programming

Department of Computer Science
Wellesley College

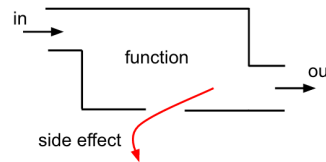
Recall: fruitful functions and side effects



Functions can return a value using the keyword **return**. That value is returned to whoever called the function.



Functions can have **side effects** such as printing (remember this is not the same as returning). Regardless of whether a function has a side effect, it will always return a value. **None** will be provided as a default. Generally, the function caller will not use the returned **None**. Thus, we write this situation without an out as shown in second picture. The last picture depicts a scenario in which a function has a side effect AND returns a value other than **None**.



Fruitful/Turtle Recursion 2

Sum of numbers from 1 to n

- Recall `countUp(n)` for printing integers from 1 up to n:

```
def countUp(n):  
    if n <= 0:  
        pass  
    else:  
        countUp(n-1)  
        print(n)
```

- How would we define a function `sumUp(n)` that **returns** the sum of integers from 1 through n?

Thinking Box

In a normal function, we would use an accumulator variable that starts at 0 to keep track of the amount being accumulated (e.g., a sum). Would it make sense to have such a variable in a recursive function? Explain. Use the call frame model to verify your answer.

Fruitful/Turtle Recursion 3

How to write recursive functions?

Wishful thinking! (for the recursive case)

- Consider a relatively small **concrete example** of the function, typically of size $n = 3$ or $n = 4$. What should it return?

In this case, `sumUp(4)` should return $4 + 3 + 2 + 1 = 10$

- Without even thinking, apply the function to a smaller version of the problem. By *wishful thinking*, assume this “just works”.

In this case, `sumUp(3)` should return $3 + 2 + 1 = 6$.

- What glue can be used to combine the arguments of the big problem and the result of the smaller problem to yield the result for the big problem?.

In this case, `sumUp(4)` should return $4 + \text{sumUp}(3)$

- Generalize the concrete example into the general case:

In this case, `sumUp(n)` should return $n + \text{sumUp}(n-1)$

Fruitful/Turtle Recursion 4

What about the base case? Use the recursive case for the penultimate input

For example, what should `sumUp(0)` return?

1. According to the recursive case:

`sumUp(n)` should return `n + sumUp(n-1)`

2. Specialize the recursive case to the penultimate (next to last) input:

`sumUp(1)` should return `1 + sumUp(0)`

3. Decide what should be returned for the penultimate input.
In this case, `sumUp(1)` should clearly return 1.

4. Deduce what should be returned for the base case.

`sumUp(1)` equals 1 equals `1 + sumUp(0)`,
so `sumUp(0)` should return 0

Here, 0 is the **identity value** for `+`. **Fruitful base cases are often identity values.**

Fruitful/Turtle Recursion 5

Defining sumUp

```
def sumUp(n):
    if n <= 0:
        return 0
    else:
        return n + sumUp(n-1)
```

Compare this to `countUp(n)`:

```
def countUp(n):
    if n <= 0:
        pass
    else:
        countUp(n-1)
        print(n)
```

Thinking Box

The solution didn't use an accumulator variable that started at 0 to store the sum. Does that mean that we cannot use local variables in a recursive function? Do you think the following function will work? Explain.

```
def sumUp(n):
    if n <= 0:
        return 0
    else:
        sumSoFar = n + sumUp(n-1)
        return sumSoFar
```

Fruitful/Turtle Recursion 6

Call frame model for sumUp(3)

`sumUp(3)`

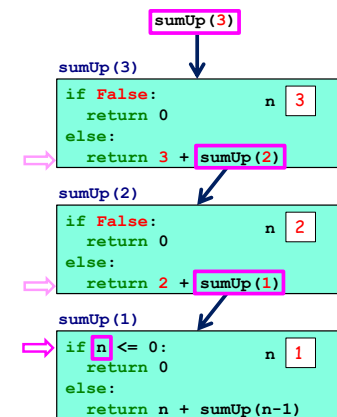
```
def sumUp(n):
    """returns sum of integers
    from 1 up to n"""
    if n <= 0:
        return 0
    else:
        return n + sumUp(n-1)
```

See full slide deck
for intermediate
steps between slides
7 and 8.

Fruitful/Turtle Recursion 7

Call frame model for sumUp(3)

```
def sumUp(n):
    """returns sum of integers
    from 1 up to n"""
    if n <= 0:
        return 0
    else:
        return n + sumUp(n-1)
```



Fruitful/Turtle Recursion 8

Call frame model for sumUp (3)

6

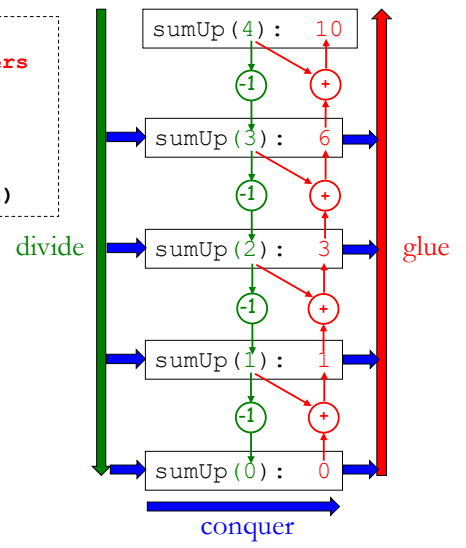
```
def sumUp(n):
    """returns sum of integers
    from 1 up to n"""
    if n <= 0:
        return 0
    else:
        return n + sumUp(n-1)
```

See full slide deck for intermediate steps between slides 8 and 9.

Another view: sumUp(4)

```
def sumUp(n):
    """returns sum of integers
    from 1 up to n"""
    if n <= 0:
        return 0
    else:
        return n + sumUp(n-1)
```

pending addition is nontrivial glue step



Yet Another view: sumUp (4)

```
def sumUp(n):
    """returns sum of integers
    from 1 up to n"""
    if n <= 0:
        return 0
    else:
        return n + sumUp(n-1)
```

sumUp(4)
 => 4 + sumUp(3)
 => 4 + (3 + sumUp(2))
 => 4 + (3 + sumUp(2))
 => 4 + (3 + (2 + sumUp(1)))
 => 4 + (3 + (2 + (1 + sumUp(0))))
 => 4 + (3 + (2 + (1 + 0)))
 => 4 + (3 + (2 + 1))
 => 4 + (3 + 3)
 => 4 + 6
 => 10

In Fruitful Recursion, Base Case(s) are Required

countUp and sumUp have similar structure:

```
def countUp(n):
    if n <= 0:
        pass
    else:
        countUp(n-1)
        print(n)
```

```
def sumUp(n):
    if n <= 0:
        return 0
    else:
        return n + sumUp(n-1)
```

```
def countUp(n):
    if n > 0:
        countUp(n-1)
        print(n)
```

For nonfruitful recursive functions like countUp, it's possible to eliminate the pass base case by rewriting the conditional, because else: pass does nothing.

But for fruitful recursive functions like sumUp, no conditional branch can be eliminated, because a return value must be specified for the base case. Often it's an identity value for the glue.

```
def sumUp(n):
    if n > 0:
        return n + sumUp(n-1)
    else:
        return 0
```

Factorial




How many ways can you arrange 3 items in a sequence?

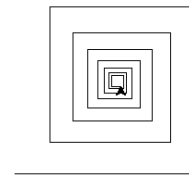


Factorial
3 items were arranged in 6 different ways. Or $3 \times 2 \times 1$. What is the general formula for calculating the arrangements of n items (or $n!$)?

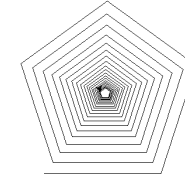
How about 4 items?



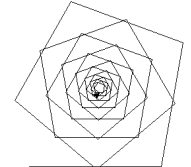
Review: Spiraling Turtles



spiral(200,90,0.9,10)

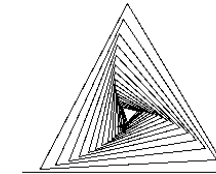


spiral(200,72,0.97,10)

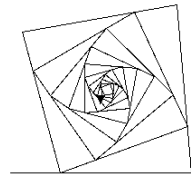


spiral(200,80,0.95,10)

Answer this:
How would you create these shapes using loops?
Recursion makes easier solving certain problems that involve a repeating pattern.



spiral(200,121,0.95,15)



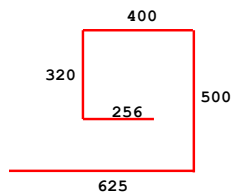
spiral(200,95,0.93,10)

Review: Spiraling Turtles

```
def spiral(sideLen, angle,
          scaleFactor, minLength):
    """Draw a spiral recursively."""

    if sideLen >= minLength:
        fd(sideLen)
        lt(angle)
        spiral(sideLen*scaleFactor,
              angle,
              scaleFactor,
              minLength)
```

- **sideLen** is the length of the current side
- **angle** is the amount the turtle turns left to draw the next side
- **scaleFactor** is the multiplicative factor (between 0.0 and 1.0) by which to scale the next side
- **minLength** is the smallest side length that the turtle will draw



spiral(625, 90, 0.8, 250)

New: How to do Fruitful Spiraling?



Recall the definition for having a turtle draw a spiral and return to its original position and orientation:

```
def spiralBack(sideLen, angle, scaleFactor, minLength):
    """Draws a spiral based on the given parameters and
    brings the turtle back to its initial location and
    orientation."""
    if sideLen < minLength:
        pass
    else:
        fd(sideLen); lt(angle) # Put 2 stmts on 1 line with ;
        spiralBack(sideLen*scaleFactor, angle,
                  scaleFactor, minLength)
        rt(angle); bk(sideLen)
```

- How can we modify this function to return
- (1) the total length of lines in the spiral;
 - (2) the number of lines in the spiral;
 - (3) both of the above numbers in a pair?

spiralLength



```
def spiralLength(sideLen, angle, scaleFactor, minLength)
    """Draws a spiral and returns the total length
    of the lines drawn."""
    if sideLen < minLength:
        return 0
    else:
        fd(sideLen); lt(angle)
        subLen = spiralLength(sideLen*scaleFactor, angle,
                              scaleFactor, minLength)
        rt(angle); bk(sideLen)
        return sideLen + subLen
```

`spiralLength(100, 90, 0.5, 5) → 193.7`

`spiralLength(120, 60, 0.5, 5) → 578.8893767467009`

`spiralLength(512, 90, 0.5, 5) → 1016`

Fruitful/Turtle Recursion 17



Exercise: spiralCount



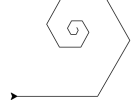
```
def spiralCount(sideLen, angle, scaleFactor, minLength)
    """Draws a spiral and returns the total number
    of lines drawn. """
    if sideLen < minLength:
        return ?? # What goes here?
    else:
        fd(sideLen); lt(angle)
        subCount = spiralCount(sideLen*scaleFactor, angle,
                               scaleFactor, minLength)
        rt(angle); bk(sideLen)
        return ?? # What goes here?
```

`spiralCount(100, 90, 0.5, 5) → 5`

`spiralCount(120, 60, 0.5, 5) → 15`

`spiralCount(512, 90, 0.5, 5) → 7`

More Fruitful Recursion 18



Exercise: spiralTuple



```
def spiralTuple(sideLen, angle, scaleFactor, minLength)
    """Draws a spiral and returns a pair of (1) the total length
    of the lines drawn and (2) the number of lines."""
    if sideLen < minLength:
        return ?? # What goes here?
    else:
        fd(sideLen); lt(angle)
        ?? = spiralTuple(sideLen*scaleFactor, angle,
                        scaleFactor, minLength)
        rt(angle); bk(sideLen)
        return ?? # What goes here?
```

`spiralTuple(100, 90, 0.5, 5) → (193.75, 5)`

`spiralTuple(120, 60, 0.5, 5) → (578.8893767467009, 15)`

`spiralTuple(512, 90, 0.5, 5) → (1016, 7)`

More Fruitful Recursion 19



Fruitful Trees



As with spirals, we can return counts of the drawings we make using fruitful recursion. Try this example below in the notebook and check the notebook solution for answers.

```
def branchCount(levels, trunkLen, angle, shrinkFactor):
    """Draw a 2-branch tree recursively and returns a
    count of the branches.
    levels: number of branches on any path
            from the root to a leaf
    trunkLen: length of the base trunk of the tree
    angle: angle from the trunk for each subtree
    shrinkFactor: shrinking factor for each subtree
    """
    # your code here
```

More Fruitful Recursion 20

List of numbers from n down to 1

Define a function `countDownList` to return the list of numbers from n down to 1

```
countDownList(0) → [ ]
countDownList(5) → [5, 4, 3, 2, 1]
countDownList(8) → [8, 7, 6, 5, 4, 3, 2, 1]
```

Apply the wishful thinking strategy on $n = 4$:

- `countDownList(4)` should return `[4, 3, 2, 1]`
- By wishful thinking, assume `countDownList(3)` returns `[3, 2, 1]`
- How to combine 4 and `[3, 2, 1]` to yield `[4, 3, 2, 1]`?
`[4] + [3, 2, 1]`
- Generalize: `countDownList(n) = [n] + countDownList(n-1)`

More Fruitful Recursion 21

countDownList(n)

```
def countDownList(n):
    """Returns a list of numbers from n down to 1.
    For example, countDownList(5) returns
    [5,4,3,2,1].
    """
    if n <= 0:
        return []
    else:
        return [n] + countDownList(n-1)
```

To remember

When the glue operation in a recursive function involves lists, the identity value is the empty list.

More Fruitful Recursion 22

Define countDownListPrintResults(n)

```
def countDownListPrintResults(n):
    """Returns a list of numbers from n down to 1
    and also prints each recursive result along
    the way."""
    if n <= 0:
        # add a print statement here
        result = []
    else:
        result = [n] + countDownListPrintResults(n-1)
        # add a print statement here
        return result
```

More Fruitful Recursion 23

Exercise: Define countUpList(n)



```
def countUpList(n):
    """Returns a list of numbers from 1 up to n.
    For example, countUpList(5) returns
    [1,2,3,4,5]."""
    if n <= 0:
        return ?? # What goes here?
    else:
        return ?? # What goes here?
```

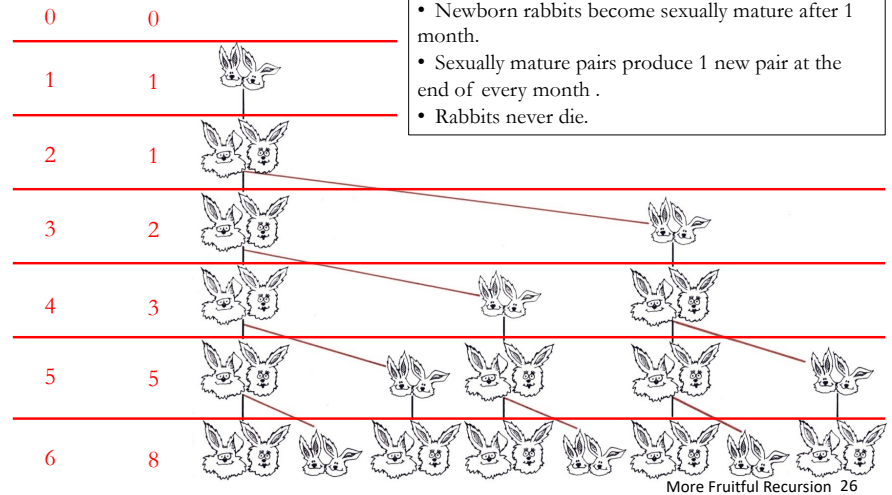
More Fruitful Recursion 24

Extra: Fibonacci numbers

More Fruitful Recursion 25

Leonardo Pisano Fibonacci counts Rabbits

Month # Pairs



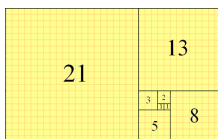
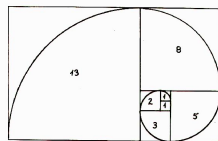
Exercise: Fibonacci Numbers $\text{fib}(n)$



The n^{th} Fibonacci number $\text{fib}(n)$ is the number of pairs of rabbits alive in the n^{th} month.

Formula:

$\text{fib}(0) = 0$; no pairs initially
 $\text{fib}(1) = 1$; 1 pair introduced the first month
 $\text{fib}(n) = \text{fib}(n-1)$; pairs never die, so live to next month
 $+ \text{fib}(n-2)$; all sexually mature pairs produce
 ; a pair each month

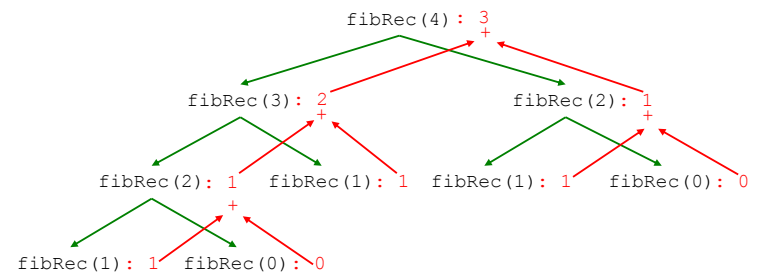


Now write the program:

```
def fibRec(n):
    '''Returns the nth Fibonacci number.'''
    if n <= 1:
        return n
    else:
        return fibRec(n-1) + fibRec(n-2)
```

More Fruitful Recursion 27

Fibonacci: Efficiency



How long would it take to calculate $\text{fibRec}(100)$?

Is there a better way to calculate Fibonacci numbers?

More Fruitful Recursion 28

Iteration leads to a more efficient fib (n)

The Fibonacci sequence: 0, 1, 1, 2, 3, 5, 8, 13, 21, ...

Iteration table for calculating the 8th Fibonacci number:

i	fibi	fibi_next
0	0	1
1	1	1
2	1	2
3	2	3
4	3	5
5	5	8
6	8	13
7	13	21
8	21	34

More Fruitful Recursion 29

Exercise: fibLoop (n)

Use iteration to calculate Fibonacci numbers more efficiently:

i	fibi	fibi_next
0	0	1
1	1	1
2	1	2
3	2	3
4	3	5
5	5	8
6	8	13
7	13	21
8	21	34



```
def fibLoop(n):  
    '''Returns the nth Fibonacci number.'''  
    fibi = 0  
    fibi_next = 1  
    for i in range(1, n+1):  
        # flesh out this loop body  
  
    return ?? # What goes here?
```

More Fruitful Recursion 30